


Keestrack



Performance in every detail

B3 JAW CRUSHER

| Belgium | Czech | China | Italy | India | USA |

B3 JAW CRUSHER



TECHNICAL SPECIFICATIONS

Feed hopper

Capacity	4 m ³
Wear lining	HB 450
Feeding height	3.700 mm

Vibrating feeder

Dimension (width x length)	920 x 4.130 mm
----------------------------	----------------

Pre-screen

Screen type	Vibrating feeder with scalper
Dimension (width x length)	920 x 1.730 mm

Jaw crusher

Inlet opening (width x height)	650 x 1.000 mm
Maximum feed size	500 mm
Outlet adjustment	45 - 160 mm
Throughput capacity	Up to 280 t / h
Drive	Hydraulic motor drive

Mainbelt conveyor

Dimension (width x length)	800 x 8.800 mm
Discharge height	3.100 mm

Track-unit

Dimension (width x length)	400 x 3.310 mm
2 speeds	1,1 / 2 km / h

Engine unit

Power	139 kW / 1.500 rpm
Fuel tank	450 l
Hydraulic oil tank	430 l

Control

Type	PLC - IP67
Display	4,3" LCD
Controller	Remote control

OPTIONS

Side pre-screen conveyor

Dimension (width x length)	500 x 4.500 mm
Discharge height	2.600 mm

Dust suppression system

Spraying area	Crusher outlet and middle of main conveyor
Water pump	1,1 kW
Water consumption	0,75 m ³ / h

Magnetic separator

Height adjustment	Fixed or 150 - 350 mm adjustable
-------------------	----------------------------------

Fuel filling pump

Flow capacity	80 l / min
---------------	------------

Mainbelt conveyor special belt

Type	K - Flex 630 / 1
------	------------------

Radio remote control

Type	Handheld, multi functions remote control
------	--

Working light

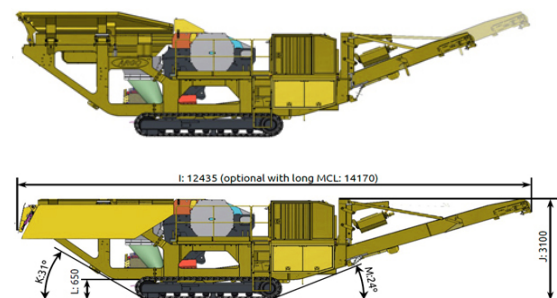
No. of lamps	4 pieces
--------------	----------

OPTIONAL MODEL

B3v With independent 2 deck prescreen

TRANSPORT DIMENSIONS AND WEIGHT

Length	: 12.500 mm
Height	: 3.100 mm
Width	: 2.540 mm
Weight	: 29 t without options



Keestrack



Performance in every detail

B₄ JAW CRUSHER

| Belgium | Czech | China | Italy | India | USA |

B₄ JAW CRUSHER



TECHNICAL SPECIFICATIONS

Feed hopper	
Capacity	5 m ³
Wear lining	HB 450
Feeding height	4.070 mm
Vibrating feeder	
Dimension (width x length)	1.000 x 2.300 mm
Pre-screen	
Screen type	Independent double deck
Dimension (width x length)	1.000 x 2.300 mm
Jaw crusher	
Inlet opening (width x height)	700 x 1.100 mm
Maximum feed size	600 mm
Outlet adjustment	45 - 160 mm
Throughput capacity	Up to 400 t / h
Drive	Hydraulic motor drive

OPTIONS

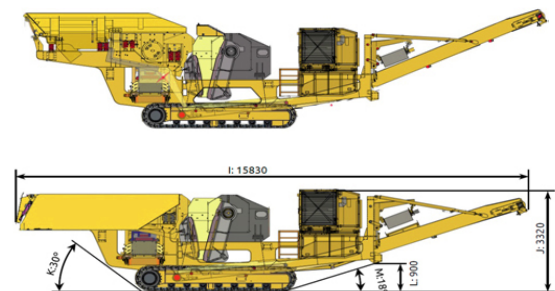
Side pre-screen conveyor	
Dimension (width x length)	800 x 5.000 mm
Discharge height	2.955 mm
For transport	Hydraulically foldable
Dust suppression system	
Spraying area	Crusher outlet and middle of main conveyor
Water pump	1,1 kW
Water consumption	0,75 m ³ / h
Magnetic separator	
Height adjustment	Fixed or 150 - 345 mm adjustable

Mainbelt conveyor	
Dimension (width x length)	1.000 x 11.400 mm
Discharge height	3.800 mm
Track-unit	
Dimension (width x length)	400 x 3.800 mm
2 speeds	1,1 / 2 km / h
Engine unit	
Power	251 kW / 1.500 rpm
Fuel tank	450 l
Hydraulic oil tank	500 l
Control	
Type	PLC - IP67
Display	4,3" LCD
Controller	Remote control

Fuel filling pump	
Flow capacity	80 l / min
Mainbelt conveyor special belt	
Type	K - Flex 630 / 1
Radio remote control	
Type	Handheld, multi functions remote control
Working light	
No. of lamps	4 pieces

TRANSPORT DIMENSIONS AND WEIGHT

Length	: 14.500 mm
Height	: 3.390 mm
Width	: 2.700 mm
Weight	: 44 t without options



Keestrack




Performance in every detail

B7_e JAW CRUSHER

| Belgium | Czech | China | Italy | India | USA |

B7_e JAW CRUSHER



TECHNICAL SPECIFICATIONS

Feed hopper	
Capacity	6 m ³
Wear lining	HB 450
Feeding height	4.325 mm
Vibrating feeder	
Dimension (width x length)	1.080 x 4.500 mm
Pre-screen	
Screen type	Vibrating feeder with 2 step grizzly
Dimension (width x length)	1.080 x 2.200 mm
Jaw crusher	
Inlet opening (width x height)	830 x 1.200 mm
Maximum feed size	700 mm
Outlet adjustment	Up to 75 - 250 mm
Throughput capacity	600 t / h
Drive	Electric motor drive, 160 kW

Mainbelt conveyor	
Dimension (width x length)	1.200 x 12.300 mm
Discharge height	4.270 mm
Track-unit	
Dimension (width x length)	500 x 4.168 mm
2 speeds	1,1 / 2 km / h
Engine unit	
Power	279 kW / 1.500 rpm
Fuel tank	580 l
Control	
Type	PLC - IP67
Display	4,3" LCD
Controller	Remote control

OPTIONS

Side pre-screen conveyor	
Dimension (width x length)	800 x 5.000 mm
Discharge height	3.100 mm
Dust suppression system	
Spraying area	Crusher outlet and middle of main conveyor
Water pump	1,1 kW
Water consumption	0,75 m ³ / h
Magnetic separator	
Height adjustment	Fixed or 200-450 mm adjustable

Fuel filling pump	
Flow capacity	80 l / min
Mainbelt conveyor special belt	
Type	K - Flex 630 / 1
Radio remote control	
Type	Handheld, multi functions remote control
Working light	
No. of lamps	4 pieces

TRANSPORT DIMENSIONS AND WEIGHT

Length : 15.131 mm
 Height : 3.675 mm
 Width : 3.000 mm
 Weight : 67 t without options

