

**Keestrack**




Performance in every detail

# H4 CONE CRUSHER

| **Belgium** | **Czech** | **China** | **Italy** | **India** | **USA** |

# H4 CONE CRUSHER



## TECHNICAL SPECIFICATIONS

Feed hopper	
Capacity	8 m <sup>3</sup>
Wear lining	HB 450
Height	3.400 mm
Belt feeder	
Dimension (width x length)	1.200 x 5.400 mm
Crusher	
Maximum feed size	185 mm
Throughput capacity	Up to 208 t / h
Setting C.S.S.	6 - 38 mm
Drive	Electric direct drive, 132 kW
Track-unit	
Dimension (width x length)	400 x 3.815 mm
2 speeds	0,75 - 1,5 km / h

Mainbelt conveyor	
Dimension (width x length)	1.000 x 10.500 mm
Discharge height	4.000 mm
Speed	1,6 m / s
For transport	Hydraulically foldable
Engine unit	
Power	313 kW / 1.500 rpm
Fuel tank	792 l
Hydraulic oil tank	120 l
Control	
Type	PLC - IP67
Display	12" LCD
Controller	Remote control

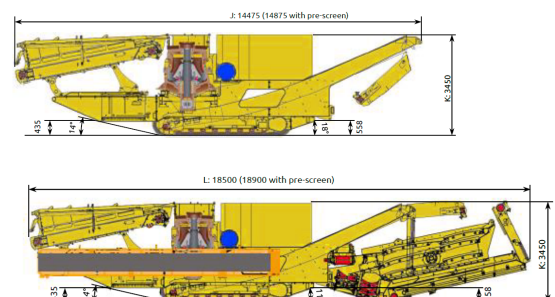
## OPTIONS

After screen system	
Screen type	3 deck
Dimension (width x length)	1.500 x 3.600 mm
Return conveyor (width x length)	650 x 8.500 mm
Middle fraction fine conveyor (width x length)	500 x 6.000 mm
Middle fraction coarse conveyor (width x length)	500 x 6.000 mm
Fines conveyor (width x length)	1.200 x 6.800 mm
Discharge height	3.760 mm
Pre-screen	
Screen type	Single deck
Dimension (width x length)	1.200 x 1.800 mm

Dust suppression system	
Spraying area	Main conveyor discharge
Water pump	1,1 kW
Metal detector	
Detection sensitivity	Adjustable
Heating system lube oil tank	
Power	Up to 9,1 kW
Fuel filling pump	
Flow capacity	80 l / min
Radio remote control	
Type	Handheld, multi functions remote control
Working light	
No. of lamps	4 pieces

## TRANSPORT DIMENSIONS AND WEIGHT

Length : 14.475 mm / 18.500 mm (with screen)
Height : 3.450 mm
Width : 3.000 mm
Weight : 35 t / 46 t (with options)





**Keestrack**




Performance in every detail

**H6** CONE CRUSHER

| Belgium | Czech | China | Italy | India | USA |



# H6 CONE CRUSHER



## TECHNICAL SPECIFICATIONS

### Feed hopper

Capacity	8 m <sup>3</sup>
Wear lining	HB 450
Height	3.700 mm

### Belt feeder

Dimension (width x length)	1.200 x 5.360 mm
----------------------------	------------------

### Crusher

Maximum feed size	215 mm
Throughput capacity	Up to 395 t / h
Setting C.S.S.	16 - 44 mm
Drive	Electric direct drive, 220 kW

### Track-unit

Dimension (width x length)	500 x 4.055 mm
2 speeds	1 - 2 km / h

### Mainbelt conveyor

Dimension (width x length)	1.200 x 12.440 mm
Discharge height	4.800 mm
Speed	1,6 m / s
For transport	Hydraulically foldable

### Engine unit

Power	313 kW / 1.500 rpm
Fuel tank	425 l
Hydraulic oil tank	120 l

### Control

Type	PLC - IP67
Display	12" LCD
Controller	Remote control

## OPTIONS

### After screen system

Screen type	3 deck
Dimension (width x length)	1.800 x 4.500 mm
After screen conveyor (width x length)	650 x 10.400 mm
Middle fraction fine conveyor (width x length)	650 x 5.920 mm
Middle fraction coarse conveyor (width x length)	650 x 5.920 mm
Fines conveyor (width x length)	1.200 x 6.800 mm
Discharge height	4.160 mm

### Dust suppression system

Spraying area	Main conveyor discharge
Water pump	1,1 kW

### Metal detector

Detection sensitivity	Adjustable
-----------------------	------------

### Heating system lube oil tank

Power	Up to 9,1 kW
-------	--------------

### Fuel filling pump

Flow capacity	80 l / min
---------------	------------

### Radio remote control

Type	Handheld, multi functions remote control
------	--

### Working light

No. of lamps	4 pieces
--------------	----------

## TRANSPORT DIMENSIONS AND WEIGHT

Length	: 15.000 mm / 20.330 mm (with screen)
Height	: 3.650 mm
Width	: 3.000 mm
Weight	: 51,4 t / 62,1 t (with options)

